

# SLICE<sup>2</sup> PI

## Data Sheet

Ceiling



FOCUS OPEN 2023  
Gold



SLICE<sup>2</sup> PI Ceiling L • chrome-plated



SLICE<sup>2</sup> PI Ceiling S / M / L • white



SLICE<sup>2</sup> PI Ceiling M • crème



SLICE<sup>2</sup> PI Ceiling M • black

# SLICE² PI

Family

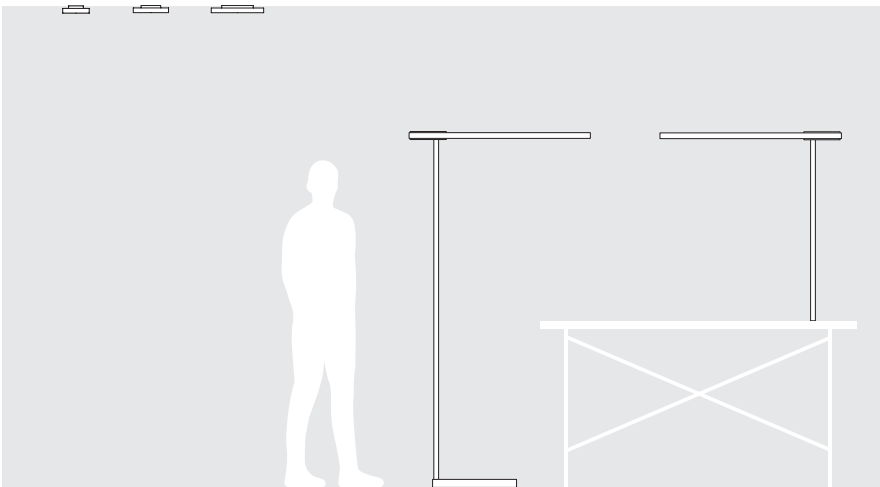
Smooth curve.  
Pleasant light.

With the circle as the perfect shape, the SLICE² PI Ceiling luminaire offers the universal lighting solution for all requirements of modern architecture in terms of light output and illumination. Ideal, glare-free downward light is fed in laterally via the edge of the glass and distributed downward by a microprismatic pane – optionally with additional indirect light to lighten up the ceiling.

The completely enclosed housing, the real glass pane and the robust aluminum ring are of substantial quality. Simple mounting by means of a bayonet catch, that establishes both mechanical and electrical contact, makes it easy to realise even large projects.

Design Jean-Marc da Costa

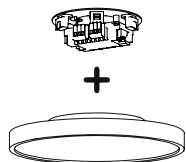
overview



typologies

	S	M	L
SLICE² PI Ceiling	●	●	●
SLICE² Floor		●	
SLICE² Furniture		●	

### product features



#### driver unit

- integrated control gear
- dimmable via phase dimming (TRIAC) or DALI, optionally with CASAMBI
- optionally with presence sensor

#### SLICE<sup>2</sup> PI

- LED ceiling surface mounted light (requires suitable driver unit for operation)
- three sizes S, M and L
- closed housing (IP40)
- flat design (only 30 mm)
- wireless electrical contact
- convenient quick-assembly of the housing via bayonet catch, housing can be replaced without tools
- optionally with indirect light

### surfaces



black  
RAL 9005, powder coating matt



white  
RAL 9010, powder coating matt



chrome-plated



new

crémant  
lacquered satin

Colour deviations and tolerances due to production technology are possible even if the colour is specified exactly by RAL numbers.

### materials

#### housing

- aluminium profile with excellent thermal properties
- translucent ceiling connection made of opaque polycarbonate

#### lightguide

- PMMA lens with adapted, specially calculated laser engraving
- single-sided laser engraving for efficient and directional light extraction

#### prismatic

- PMMA lens with microstructured prism surface
- high transparency for effective and homogeneous glare control

#### genuine glass pane

- white glass with high light transmission
- colourfast light rendition
- unbreakable due to chemical hardening
- insensitive to cleaning agents, antistatic

### lighting technology



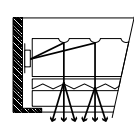
- 2700 K
- 3000 K

#### CRI ≥ 95

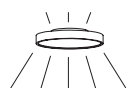
excellent color reproduction quality

#### 3 SDCM

very high color consistency - minimal color temperature differences (MacAdam Step 3)




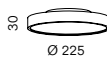
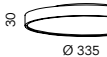
Light is fed in laterally via the edge of the glass and distributed downwards by a microprismatic pane. The design produces glare-free, perfectly homogeneous homogeneous illumination without visible hotspots and allows for flat and elegant elegant housing proportions.



- unique glare control properties with highest possible efficiency
- screen-compatible task luminaire according to DIN EN 12464-1 (size L)
- no visible moiré effects
- optionally with indirect light

## technical data

## variants

	S	M	L
sizes			
weight	0,7 kg	1,1 kg	2,2 kg

## light source

size/type	CCT	CRI	MacAdam SDCM	luminous flux (EEK)
S, M, L	2700K	Ra > 95	3 Step	155lm/W (D)
	3000K	Ra > 95	3 Step	160lm/W (C)







Other versions (CCT/CRI) available on request.

## control gear

	S	M	L
TRIAC phase dimming	13 W	16 W	22 W
DALI	11 W PushDim	15 W PushDim	22 W PushDim emergency light optional sensors optional
CASAMBI	11 W integrated		22 W integrated

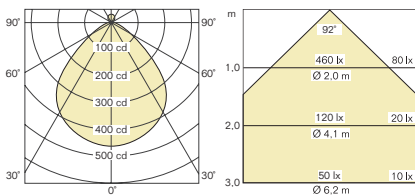
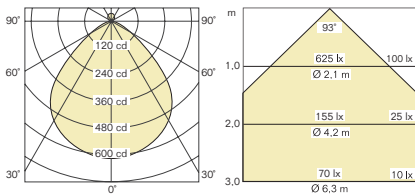
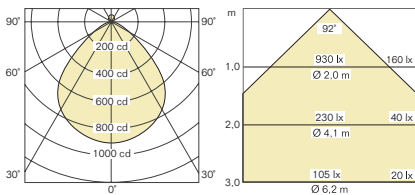
Please note: In addition to the DALI control gear, a DALI system requires a control gear and the appropriate bus wiring. In addition to the standard wiring L, N and PE, two further DALI control lines DA are required.

## note




	through-wiring possible (from size L)
emergency light	optional suitability for installation in emergency lighting systems according to IEC 61347-2-13, Annex J
sensor (optional)	<ul style="list-style-type: none"> <li>presence sensor invisibly integrated into the luminaire</li> <li>convenient adjustment of detection range and delay time via dip switches</li> <li>automatic switch-on and switch-off</li> <li>corridorFUNCTION</li> </ul>
	<ul style="list-style-type: none"> <li>control gear can be replaced by specialists.</li> <li>light source can be replaced by specialists.</li> </ul>
certificates	   

### lighting data

↓ The photometric data (EULUMDAT) can be downloaded from <http://serien.com/downloads/>.

SLICE <sup>2</sup> PI S white	CRI	luminous efficacy	power	luminous flux
2700K	Ra > 95	80 lm/W	13 W	1010 lm
distribution	 <p>light: downward, indirect upward, soft decorative</p>			
UGR	≤ 21			
SLICE <sup>2</sup> PI M white	CRI	luminous efficacy	power	luminous flux
2700K	Ra > 95	87 lm/W	16 W	1380 lm
distribution	 <p>light: downward, indirect upward, soft decorative</p>			
UGR	≤ 21			
SLICE <sup>2</sup> PI L white	CRI	luminous efficacy	power	luminous flux
2700K	Ra > 95	90 lm/W	22 W	1940 lm
distribution	 <p>light: downward, indirect upward, soft decorative</p>			
UGR	≤ 19			

## Information

+ C	+C indicates products with pre-programmed CASAMBI module integrated in the luminaire. The CASAMBI functionality is basically applicable to all our products. For the different possibilities of integration (depending on the temperature) – in the luminaire, in the suspended ceiling, in the switch or the distribution box) we will be pleased to inform you. CASAMBI is a lighting control system which is operated via Bluetooth and can be integrated completely into the luminaire or behind the light switch. It is controlled via mobile devices using the free CASAMBI app, making its operation simple and intuitive. CASAMBI expands the possibilities of control with new options such as dimming, the programming of specific scenarios or groups, automations and many more. For further information, please visit <a href="http://www.casambi.com">www.casambi.com</a> .
CCT	CCT (Correlated Color Temperature) is the colour temperature of an LED and is specified in Kelvin (K). We supply LED lights with a colour temperature of 2700 K at short notice. LED lights with a color temperature of 3000 K and higher usually have longer delivery times.
CRI	Colour Rendering Index
Dim2Warm	Dim2Warm refers to a luminaire functionality that imitates the pleasant dimming behavior of classic incandescent lamps. When dimmed, the light not only becomes darker, but also changes its colour to warm white tone.
DALI	5-core mains cable required for control via DALI
Lumen	The luminous flux (lumen) specifications are nominal values, i.e. pure module luminous flux values. The luminous flux indicates how much light radiates in all directions.
PushDim	The PushDim function enables the use of a commercially available push-button, which can be used to regulate the brightness by pressing it for a longer period of time. A 5-wire mains cable is required.
Tunable White	luminaires with this characteristic have variable colour temperature control from warm to cool white light.
UGR	Unified Glare Rating
IP	Protection class
LOR	The luminaire operating efficiency is given as a LOR value (Light Output Ratio) in percent.
	The crossed-out wheeled bin indicates that this electrical appliance must not be disposed of via household waste. In order to protect human health and the environment against potentially hazardous substances, at the end of its lifecycle this product can be taken to a collection point close to you and disposed of free of charge there. This separate disposal enables electrical appliances to be reused or recycled.
	At <a href="http://www.serien.com/downloads">www.serien.com/downloads</a> you will find helpful information and the latest technical data: Data sheets, catalogues, price lists, lighting data (EULUMDAT), 3D CAD data, EU Energy labels, declarations of conformity, returns form, FAQs, assembly instructions, drilling templates and other service instructions.
	This data sheet supersedes all previously published data sheets. The drawings shown in this document are for informational purposes only. Although great care has been taken when creating them, their proportions may not correctly reflect the proportions of the real product.
All values are rated values. Power and luminous flux are subject to an initial tolerance of +/- 10%. Tolerance of color temperature: +/-150 K. When not otherwise indicated the values apply for an ambient temperature of 25 °C. The specified nominal and measured values refer to the illuminants used at the time the data sheet was prepared. Omissions excepted.	

## Imprint

serien Raumleuchten GmbH, HRB 22042 Amtsgericht Offenbach. Managing Directors: Jean-Marc da Costa, Manfred Wolf. All rights reserved. No reproductions without prior written consent. All trademarks are registered. All products are protected by law. Infringements will be prosecuted to the fullest extent. Subject to alteration without notice.