


# CAVITY

## Data Sheet

Ceiling / Recessed



CAVITY Ceiling L • bronze finish



CAVITY Recessed L • black



CAVITY Recessed L, Ceiling L • white

# CAVITY

Family

Smooth curve.  
Pleasant light.

Instead of a reflector, CAVITY uses a specially designed, curved aluminium body. The illuminant is recessed inside this body, whose shape allows the light to spread freely as it is seemingly sucked outwards. The result is a downlight with a soft, glare-free luminescence that has a pleasant effect from all angles.

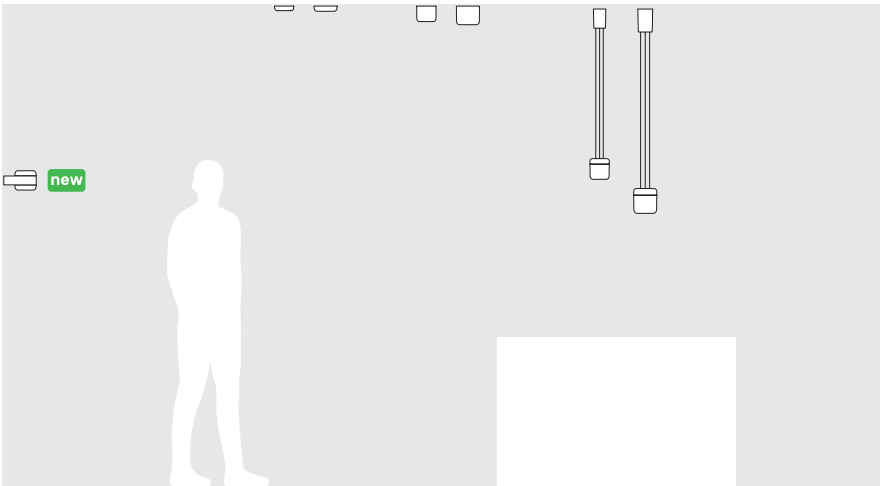
On its own, grouped together or lined up, CAVITY integrates into ceilings and rooms or sets accents on walls and shelf areas.

On its own, grouped together or lined up, CAVITY integrates into ceilings and rooms or sets accents on walls and shelf areas.

Different lighting tasks can be met uniformly by combining the suspending with the recessed and surface-mounted varieties of this luminaire family in four finishes and two sizes, S (small) and L (large).

Design da Costa & Wolf

## overview

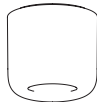


## typologies

	S	L
Ceiling	●	●
Recessed	●	●
Suspension	●	●
Wall	● new	

### product features

#### Ceiling



- LED ceiling luminaire
- two sizes S and L
- integrated control gear S: 10W and L: 18W
- dimmable via phase dimming (TRIAC) or DALI
- convenient quick-assembly of the housing via bayonet lock (tool-free replacement of the housing possible)

#### Recessed



- LED recessed luminaire
- two sizes S and L
- external control gear S: 10W and L: 18W
- dimmable via phase dimming (TRIAC) or DALI
- convenient, tool-free quick mounting with spring clips
- flat design, little installation space required in hollow ceilings (S= approx. 45mm, L= approx. 85mm)

### surfaces



black  
RAL 9005, powder coating matt



white  
RAL 9010, powder coating matt



aluminium gloss finish  
PVD coating, high-gloss metal vapour deposition



bronze finish  
PVD coating, high-gloss metal vapour deposition

Colour deviations and tolerances due to production technology are possible even if the colour is specified exactly by RAL numbers.

### materials

#### housing

- aluminium housing with excellent thermal properties for optimal heat dissipation of the LED

#### optics

- glass lens with structured surface for directional light with S: 45° and L: 60° beam angle
- glass diffuser lens with satin finished surface on one side for diffused light

### lighting technology



- 2700K
- 3000K

#### CRI ≥ 97

- excellent colour reproduction quality

#### 2 SDCM

- very high colour consistency - minimal colour temperature differences (MacAdam Step 2)





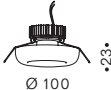

- CAVITY diffuser pane
- one-sided satin finished glass pane (white glass)
- soft, diffused light



new

- CAVITY lens S: 45° and L: 60°
- directional light through specially calculated LED glass lens
- absolutely uniform illumination with soft light spot due to structured lens surface
- effective light bundling with high luminous efficacy

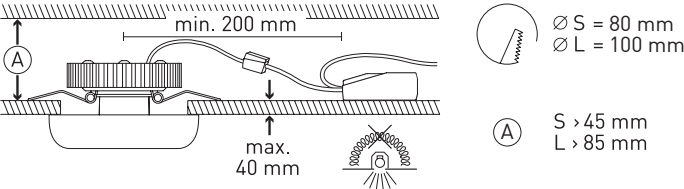





technical data

variants	Ceiling S	Ceiling L	Recessed S	Recessed L
sizes				
weight	0,4 kg	0,6 kg	0,2 kg	0,4 kg

light source	size/type	CCT	CRI	MacAdam SDCM	luminous flux (EEK)
	S LED	2700 K	Ra > 97	2 Step	110 lm/W (E)
		3000 K	Ra > 97	2 Step	115 lm/W (E)
	L LED	2700 K	Ra > 97	2 Step	111 lm/W (E)
		3000 K	Ra > 97	2 Step	116 lm/W (E)
Other versions (CCT/CRI) available on request.					

control gear	Ceiling S	Ceiling L	Recessed S	Recessed L
TRIAC phase dimming	10 W	18 W	10 W	18 W
DALI	10 W <span>new</span> PushDim	18 W PushDim emergency power	10 W <span>new</span> PushDim emergency power optional	18 W PushDim emergency power optional

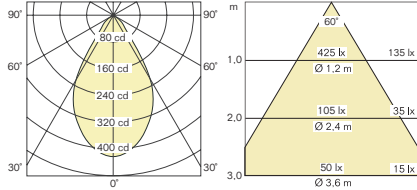
Please note: In addition to the DALI control gear, a DALI system requires a control gear and the appropriate bus wiring. In addition to the standard wiring L, N and PE, two further DALI control lines DA are required.

note				
emergency light	<ul style="list-style-type: none"><li>◦ optional suitability for installation in emergency lighting systems according to IEC 61347-2-13, Annex J</li></ul>			
	 <ul style="list-style-type: none"><li>◦ control gear can be replaced by specialists.</li><li>◦ light source can be replaced by specialists.</li></ul>			
certificates	   			

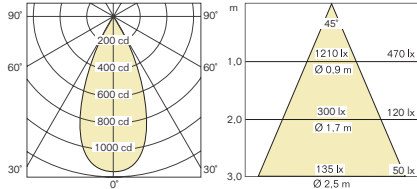
## lighting data

↓ The photometric data (EULUMDAT) can be downloaded from <http://serien.com/downloads/>.

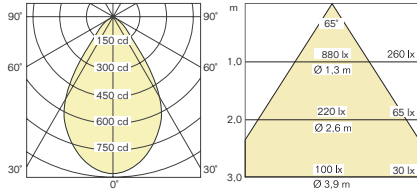
**CAVITY Ceiling/  
Recessed S white**

	CRI	luminous efficacy	power	luminous flux
3000K	Ra > 97, R9 > 80	43 lm/W	10W	424 lm
distribution				
UGR	≤ 19,9			

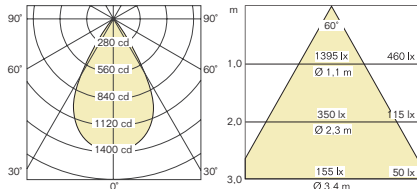
**CAVITY Ceiling/  
Recessed S white  
with lense new**

	CRI	luminous efficacy	power	luminous flux
3000K	Ra > 97, R9 > 80	70 lm/W	10W	696 lm
distribution				
UGR	≤ 17,3			




**CAVITY Ceiling/  
Recessed L white**

	CRI	luminous efficacy	power	luminous flux
3000K	Ra > 97, R9 > 80	55 lm/W	18W	988 lm
distribution				
UGR	≤ 21,4			

**CAVITY Ceiling/  
Recessed L white  
with lense new**

	CRI	luminous efficacy	power	luminous flux
3000K	Ra > 97, R9 > 80	68 lm/W	18W	1222 lm
Licht				
UGR	≤ 19,7			

## Information

+ C	+C indicates products with pre-programmed CASAMBI module integrated in the luminaire. The CASAMBI functionality is basically applicable to all our products. For the different possibilities of integration (depending on the temperature) – in the luminaire, in the suspended ceiling, in the switch or the distribution box) we will be pleased to inform you. CASAMBI is a lighting control system which is operated via Bluetooth and can be integrated completely into the luminaire or behind the light switch. It is controlled via mobile devices using the free CASAMBI app, making its operation simple and intuitive. CASAMBI expands the possibilities of control with new options such as dimming, the programming of specific scenarios or groups, automations and many more. For further information, please visit <a href="http://www.casambi.com">www.casambi.com</a> .
CCT	CCT (Correlated Color Temperature) is the colour temperature of an LED and is specified in Kelvin (K). We supply LED lights with a colour temperature of 2700 K at short notice. LED lights with a color temperature of 3000 K and higher usually have longer delivery times.
CRI	Colour Rendering Index
Dim2Warm	Dim2Warm refers to a luminaire functionality that imitates the pleasant dimming behavior of classic incandescent lamps. When dimmed, the light not only becomes darker, but also changes its colour to warm white tone.
DALI	5-core mains cable required for control via DALI
Lumen	The luminous flux (lumen) specifications are nominal values, i.e. pure module luminous flux values. The luminous flux indicates how much light radiates in all directions.
PushDim	The PushDim function enables the use of a commercially available push-button, which can be used to regulate the brightness by pressing it for a longer period of time. A 5-wire mains cable is required.
Tunable White	luminaires with this characteristic have variable colour temperature control from warm to cool white light.
UGR	Unified Glare Rating
IP	Protection class
LOR	The luminaire operating efficiency is given as a LOR value (Light Output Ratio) in percent.
	The crossed-out wheeled bin indicates that this electrical appliance must not be disposed of via household waste. In order to protect human health and the environment against potentially hazardous substances, at the end of its lifecycle this product can be taken to a collection point close to you and disposed of free of charge there. This separate disposal enables electrical appliances to be reused or recycled.
	At <a href="http://www.serien.com/downloads">www.serien.com/downloads</a> you will find helpful information and the latest technical data: Data sheets, catalogues, price lists, lighting data (EULUMDAT), 3D CAD data, EU Energy labels, declarations of conformity, returns form, FAQs, assembly instructions, drilling templates and other service instructions.
	This data sheet supersedes all previously published data sheets. The drawings shown in this document are for informational purposes only. Although great care has been taken when creating them, their proportions may not correctly reflect the proportions of the real product.
All values are rated values. Power and luminous flux are subject to an initial tolerance of +/- 10%. Tolerance of color temperature: +/-150 K. When not otherwise indicated the values apply for an ambient temperature of 25 °C. The specified nominal and measured values refer to the illuminants used at the time the data sheet was prepared. Omissions excepted.	

## Imprint

serien Raumleuchten GmbH, HRB 22042 Amtsgericht Offenbach. Managing Directors: Jean-Marc da Costa, Manfred Wolf. All rights reserved. No reproductions without prior written consent. All trademarks are registered. All products are protected by law. Infringements will be prosecuted to the fullest extent. Subject to alteration without notice.